



Data sheet

Heating-up chamber CALDERA 70



The photo above is for reference only, may show additional options not included in standard equipment. The real appearance, particularly color and structure of the material may differ from the ones presented in the photo.

Functionality

- capacities: 70, 150, 200, 250, 300l - dimensions and load examples are specified in the table with technical data
- fast heating-up of the load due to forced air convection
- polished stainless steel housing, stainless steel interior
- bright, energy saving LED internal lighting and tempered glass of the door assure an excellent visibility of the interior
- drawers with telescopic slides instead of regular shelves prevent falling out of the load
- possibility to place Caldera on the stainless steel table - option

Safety

- safe temperature range: +35°C to +42°C, temperature regulation every 1,0°C
- visual and audio alarm in case set temperature is exceeded for 2°C
- independent temperature protection over 45°C (over temperature protection) 3.1 class according to DIN 12880
- open door alarm (the alarm goes on in case the door is opened longer than 1 minute)
- LED display visible from 4m distance
- optional door lock - load protection against unauthorized use
- service settings protection against unauthorized use
- archiving working parameters for the period of 1 year (with 15 minutes interval)



CALDERA complies with the following medical norm PN-EN 60601-1-2:2002 EMC Medical norm for electrical devices (it does not interrupt the work of the other medical Instruments).





TECHNICAL DATA

| | |
|----------------------|--|
| air convection | forced |
| chamber capacity [l] | 70 |
| working capacity [l] | 68 |
| controller | microprocessor with external LED display |
| display | LED |

TEMPERATURE

| | |
|---|------------------------|
| temperature range [°C] | +35...+42 |
| temperature resolution every ... [°C] | 1,0 |
| temperature fluctuation at 37°C [±/°C]* | 0,1 |
| temperature variation at 37°C [±/°C]* | 0,3 |
| temperature protection | class 3.1 to DIN 12880 |

CHAMBER

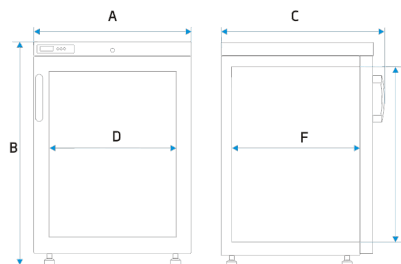
| | |
|-----------|--------------------------|
| door type | door with viewing window |
| interior | DIN 1.4301 |
| housing | stainless steel polished |

overall dims [mm] /1/

| | |
|----------|-----|
| width A | 550 |
| height B | 640 |
| depth C | 530 |

internal dims [mm]

| | |
|----------|-----|
| width D | 450 |
| height E | 410 |
| depth F | 380 |



| | |
|--------------------------|----|
| number of drawers | 1 |
| max drawer workload [kg] | 20 |
| max unit workload [kg] | 20 |
| weight [kg] | 32 |



ELECTRICAL PARAMETERS

| | |
|-------------------|--------------|
| voltage** | 230V 50-60Hz |
| nominal power [W] | 250 |
| warranty | 24 months |
| manufacturer | POL-EKO |

all the above technical data refer to standard units (without optional accessories)

* - fluctuation measured in centre of the chamber; in space, variation (K) calculated for chamber as:

$K = \pm (T \text{ average max.} - T \text{ average min.}) / 2$

** - other power supplies on request

1 - depth doesn't include 50 mm of power cable, the width does not include the 20 mm of rubber plug

OPTIONS AND ACCESSORIES



Order number: */P INOX

Stainless steel wire shelf INOX



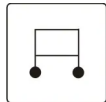
Order number: ST/CHL/SWPN INOX

Stainless steel drawer with stainless steel slides




Order number: QLK*

Castors



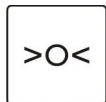
Order number: */S or */S INOX

Table with castors



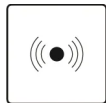
Order number: */ST or */S INOX

Base on castors



Order number: BRT/*/L or IQ/OQ/PQ

Calibration and IQ, OQ, PQ qualification



Order number: KD

Access control